





Analyzing and Visualizing Data in Looker

Instructor-led training





Youjun(YJ)


Google Cloud Authorized Trainer

 youjun.yu@trainocate.com

 LinkedIn: [you-jun-yu/](https://www.linkedin.com/in/you-jun-yu/)



Target audience



Google Cloud

- ✓ Data explorers
- ✓ Business users of Looker
- ✓ Business decision makers
- ✓ Developers new to Looker

Objectives

01

Define Looker and the capabilities it provides for working with data

02

Use dimensions, measures, filters, and pivots to analyze and visualize data

03

Create advanced metrics instantaneously with table calculations

04

Create and share visualizations using Looks and dashboards

05

Utilize folders and boards in Looker to manage and organize content





Course agenda



- 01 Introduction to Looker

- 02 Core Analytics Concepts

- 03 Table Calculations

- 04 Looks and Dashboards

- 05 Content Management

cloud.google.com/training